

FILTERS

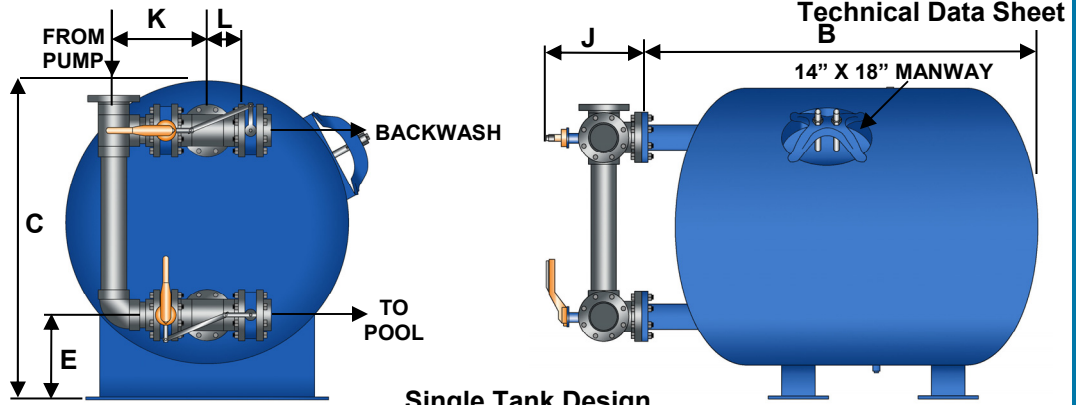
Horizontal Fiberglass Sand Filters

Face Piping Configurations

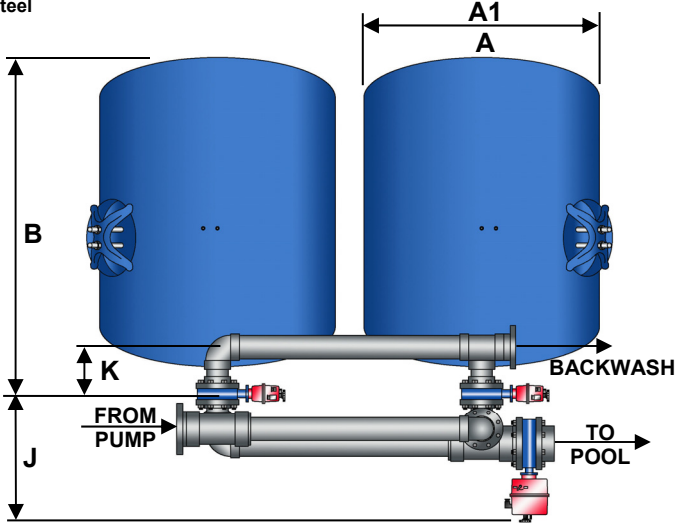
3-Way Face Piping Configurations

Face Piping Dimensions (inches)				
Single Tank				
Face Piping Size (inches)				
Mark	3	4	6	8
J	15 1/4	17	20	24
K	19	22	28	37
L	5 3/16	6 1/8	8 1/8	10 3/8

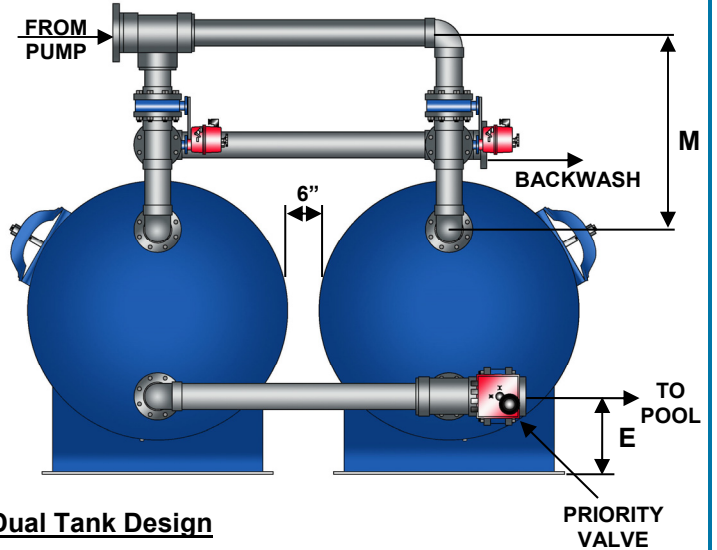
Also Available in:
Carbon Steel
Stainless Steel
A.S.M.E.



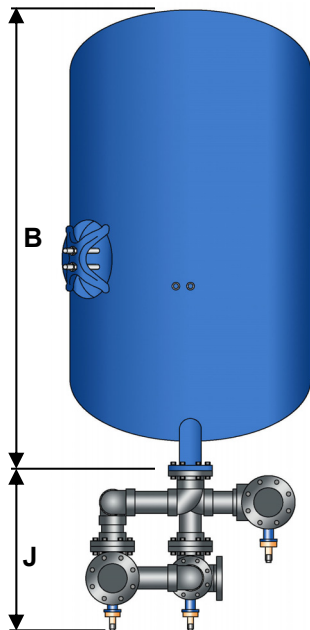
Single Tank Design



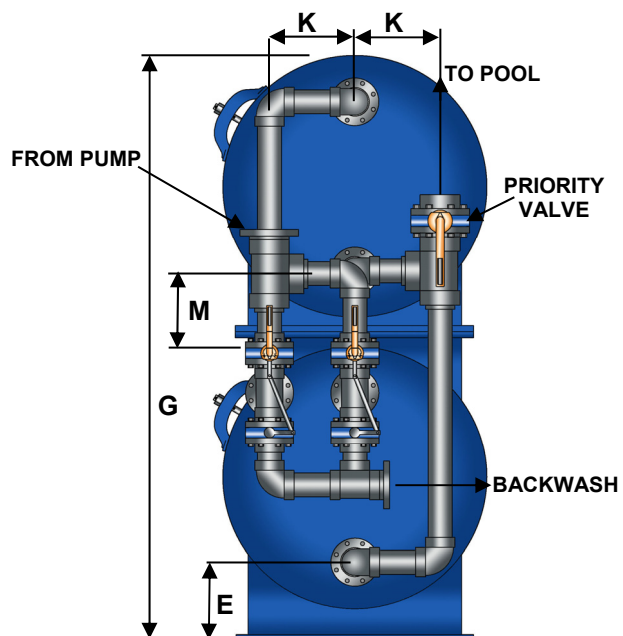
Side by Side (SxS) Dual Tank Design



Face Piping Dimensions (inches)												
Face Piping Size (inches)												
Mark	Side by Side (SxS)						Stacked (S) Tank					
	4x3	6x4	6x6	8x6	10x6	10x8	4x3	6x4	6x6	8x6	10x6	10x8
J	14	18	19	22	28	28	24	31	41	41	41	54
K	9 1/2	11	16	16	16	16	21	26	30	33	39	42
M	33	38	45	48	54	60	8	13	13	17	21	21



Stacked (S) Dual Tank Design



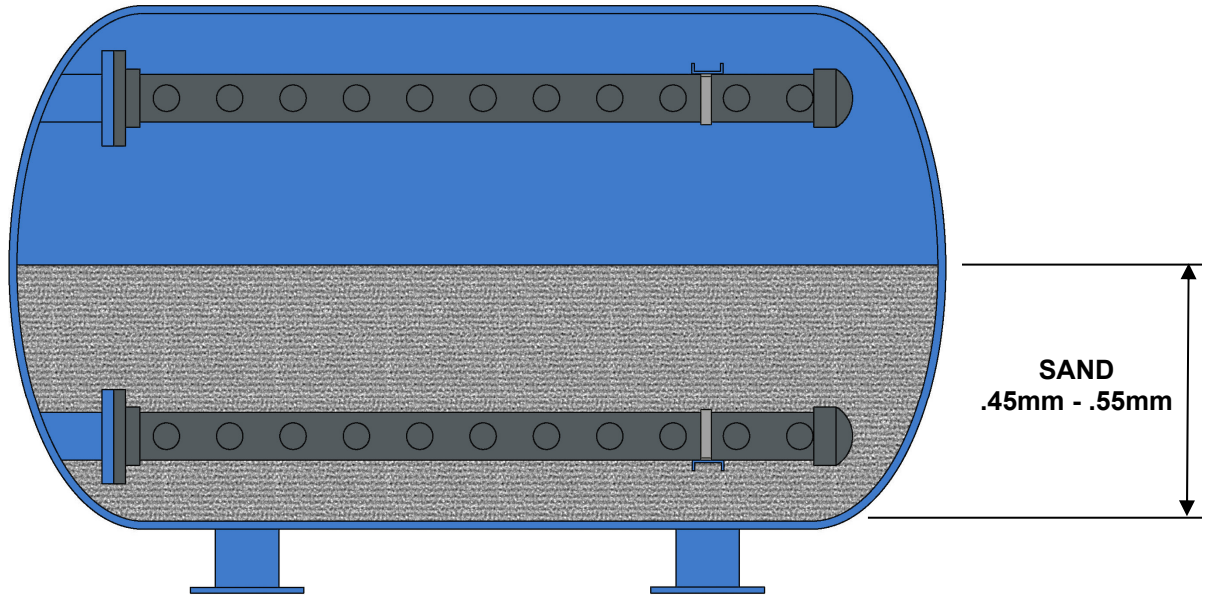
R 4/7/16

Filter Model Number	Tank Conn Size	Filter Area (SF)	Flow Capacity (GPM)	Filter Rate (GPM/SF)	Tank Shipping Weight (LBS)	Operating Weight (LBS)	All dimensions are in inches					
							A*	A1**	B	C	E	G
(*)3448SHFFG	3	12.6	63-206	5-15	356	3239	33 1/4	34	64	41	13 3/4	83
(*)3448SHFFG	4	12.6	207-252	17-20	356	3239	33 1/4	34	64	41	13 3/4	83
(*)3454SHFFG	3	14.0	70-206	5-14	383	3642	33 1/4	34	70	41	13 3/4	83
(*)3454SHFFG	4	14.0	207-280	15-20	383	3642	33 1/4	34	70	41	13 3/4	83
(*)3460SHFFG	4	15.4	77-308	5-20	410	4044	33 1/4	34	76	41	13 3/4	83
(*)3466SHFFG	4	16.8	84-336	5-20	465	4446	33 1/4	34	82	41	13 3/4	83
(*)3472SHFFG	4	18.2	91-358	5-20	479	5043	33 1/4	34	88	41	13 3/4	83
(*)3478SHFFG	4	19.6	98-358	5-18	492	5446	33 1/4	34	94	41	13 3/4	83
(*)3478SHFFG	6	19.6	98-392	5-20	492	5446	33 1/4	34	94	41	13 3/4	83
(*)3484SHFFG	4	21.0	105-358	5-17	505	5849	33 1/4	34	100	41	13 3/4	83
(*)3484SHFFG	6	21.0	105-420	5-20	505	5849	33 1/4	34	100	41	13 3/4	83
(*)3490SHFFG	4	22.4	112-358	5-16	518	6252	33 1/4	34	106	41	13 3/4	83
(*)3490SHFFG	6	22.4	112-448	5-20	518	6252	33 1/4	34	106	41	13 3/4	83
(*)3496SHFFG	4	23.8	119-357	5-15	531	6655	33 1/4	34	112	41	13 3/4	83
(*)3496SHFFG	6	23.8	119-476	5-20	531	6655	33 1/4	34	112	41	13 3/4	83
(*)3648SHFFG	3	14.3	72-215	5-15	375	3650	36	38 1/4	67 3/4	43	14 3/4	87
(*)3648SHFFG	4	14.3	216-286	16-20	375	3650	36	38 1/4	67 3/4	43	14 3/4	87
(*)3660SHFFG	4	17.3	87-346	5-20	425	4260	36	38 1/4	79 3/4	43	14 3/4	87
(*)3672SHFFG	4	20.3	102-358	5-17	490	5070	36	38 1/4	91 3/4	43	14 3/4	87
(*)3672SHFFG	6	20.3	358-406	18-20	490	5070	36	38 1/4	91 3/4	43	14 3/4	87
(*)3684SHFFG	4	23.3	117-358	5-15	535	5870	36	38 1/4	103 3/4	43	14 3/4	87
(*)3684SHFFG	6	23.3	359-466	16-20	535	5870	36	38 1/4	103 3/4	43	14 3/4	87
(*)3696SHFFG	6	26.3	132-526	5-20	580	6680	36	38 1/4	115 3/4	43	14 3/4	87
(*)36108SHFFG	6	29.3	147-586	5-20	615	7490	36	38 1/4	127 3/4	43	14 3/4	87
(*)36120SHFFG	6	32.3	162-646	5-20	655	8290	36	38 1/4	139 3/4	43	14 3/4	87
(*)4248SHFFG	4	17.1	86-342	5-20	435	4870	42	44 1/4	69 3/4	49	14 3/4	99
(*)4260SHFFG	4	20.4	102-358	5-17	515	5680	42	44 1/4	81 3/4	49	14 3/4	99
(*)4260SHFFG	6	20.4	359-408	18-20	515	5680	42	44 1/4	81 3/4	49	14 3/4	99
(*)4272SHFFG	4	23.9	120-358	5-15	560	6685	42	44 1/4	93 3/4	49	14 3/4	99
(*)4272SHFFG	6	23.9	359-478	16-20	560	6685	42	44 1/4	93 3/4	49	14 3/4	99
(*)4284SHFFG	6	27.4	137-548	5-20	610	7690	42	44 1/4	105 3/4	49	14 3/4	99
(*)4296SHFFG	6	30.9	155-618	5-20	660	8700	42	44 1/4	117 3/4	49	14 3/4	99
(*)42108SHFFG	6	34.6	173-692	5-20	710	9700	42	44 1/4	129 3/4	49	14 3/4	99
(*)42120SHFFG	6	38.1	191-762	5-20	760	10710	42	44 1/4	141 3/4	49	14 3/4	99
(*)42132SHFFG	6	41.6	208-832	5-20	805	11720	42	44 1/4	153 3/4	49	14 3/4	99
(*)42144SHFFG	6	45.1	225-900	5-20	855	12720	42	44 1/4	165 3/4	49	14 3/4	99
(*)4848SHFFG	4	19.7	99-358	5-18	550	6310	48	50 1/4	70 3/4	55	14 3/4	111
(*)4848SHFFG	6	19.7	359-394	19-20	550	6310	48	50 1/4	70 3/4	55	14 3/4	111
(*)4860SHFFG	4	23.7	119-358	5-15	605	7520	48	50 1/4	82 3/4	55	14 3/4	111
(*)4860SHFFG	6	23.7	359-474	16-20	605	7520	48	50 1/4	82 3/4	55	14 3/4	111
(*)4872SHFFG	6	27.7	139-554	5-20	660	8915	48	50 1/4	94 3/4	55	14 3/4	111
(*)4884SHFFG	6	31.7	159-634	5-20	715	10120	48	50 1/4	106 3/4	55	14 3/4	111
(*)4896SHFFG	6	35.7	179-714	5-20	770	11320	48	50 1/4	118 3/4	55	14 3/4	111
(*)48108SHFFG	6	39.7	199-794	5-20	825	12530	48	50 1/4	130 3/4	55	14 3/4	111
(*)48120SHFFG	6	43.7	219-874	5-20	880	13730	48	50 1/4	142 3/4	55	14 3/4	111
(*)6048SHFFG	4	30.8	154-340	5-11	841	12460	60	63 1/2	84 3/4	68	16 3/4	135
(*)6048SHFFG	6	30.8	341-616	12-20	841	12460	60	63 1/2	84 3/4	68	16 3/4	135
(*)6060SHFFG	6	35.8	179-716	5-20	918	14473	60	63 1/2	96 3/4	68	16 3/4	135
(*)6072SHFFG	6	40.8	204-816	5-20	1010	16501	60	63 1/2	108 3/4	68	16 3/4	135
(*)6084SHFFG	6	45.8	229-779	5-17	1082	18510	60	63 1/2	120 3/4	68	16 3/4	135
(*)6084SHFFG	8	45.8	780-916	18-20	1082	18510	60	63 1/2	120 3/4	68	16 3/4	135
(*)6096SHFFG	6	50.8	254-762	5-15	1154	20518	60	63 1/2	132 3/4	68	16 3/4	135
(*)6096SHFFG	8	50.8	763-1016	16-20	1154	20518	60	63 1/2	132 3/4	68	16 3/4	135
(*)60108SHFFG	6	55.8	279-813	5-15	1216	22417	60	63 1/2	144 3/4	68	16 3/4	135
(*)60108SHFFG	8	55.8	814-1116	16-20	1216	22417	60	63 1/2	144 3/4	68	16 3/4	135
(*)60120SHFFG	6	60.8	304-790	5-13	1282	24519	60	63 1/2	156 3/4	68	16 3/4	135
(*)60120SHFFG	8	60.8	791-1216	14-20	1282	24519	60	63 1/2	156 3/4	68	16 3/4	135
(*)60132SHFFG	6	65.8	329-790	5-12	1355	26335	60	63 1/2	168 3/4	68	16 3/4	135
(*)60132SHFFG	8	65.8	791-1316	13-20	1355	26335	60	63 1/2	168 3/4	68	16 3/4	135
(*)60144SHFFG	8	70.8	354-1416	5-20	1432	28348	60	63 1/2	180 3/4	68	16 3/4	135
(*)60156SHFFG	8	75.8	379-1516	5-20	1504	30357	60	63 1/2	192 3/4	68	16 3/4	135
(*)60168SHFFG	8	80.8	404-1616	5-20	1571	32167	60	63 1/2	204 3/4	68	16 3/4	135

Note: All dimensions are based on fiberglass construction, 50 psi working pressure hydrostatically tested to 1.1 x working pressure and designed with a 4:1 safety factor. Consult Neptune-Benson for dimensional verification on custom fabricated vessels. All tanks include air relief and drain connections.

(*)Denotes quantity of tanks.
 Tank shipping weight includes manifold & internals.
 A* = Inside Diameter
 A1** = Maximum Outside Diameter





STANDARD MEDIA CHART

Notes:

For 34" Filters, the 34" indicates O.D., the rest of the sizes indicate I.D.

Sand is 100 lbs per cubic foot

All dimensions are in inches		
Filter Model Number	Filter Sand (CF)	Bed Depth
(*)3448SHFFG	15	16.5
(*)3454SHFFG	16	16.5
(*)3460SHFFG	18	16.5
(*)3466SHFFG	19	16.5
(*)3472SHFFG	21	16.5
(*)3478SHFFG	22	16.5
(*)3484SHFFG	24	16.5
(*)3490SHFFG	25	16.5
(*)3496SHFFG	27	16.5
(*)3648SHFFG	16	18
(*)3660SHFFG	19	18
(*)3672SHFFG	23	18
(*)3684SHFFG	26	18
(*)3696SHFFG	30	18
(*)36108SHFFG	34	18
(*)36120SHFFG	37	18
(*)4248SHFFG	22	21
(*)4260SHFFG	27	21
(*)4272SHFFG	32	21
(*)4284SHFFG	37	21
(*)4296SHFFG	42	21
(*)42108SHFFG	46	21

All dimensions are in inches		
Filter Model Number	Filter Sand (CF)	Bed Depth
(*)42120SHFFG	51	21
(*)42132SHFFG	56	21
(*)42144SHFFG	61	21
(*)4848SHFFG	30	24
(*)4860SHFFG	36	24
(*)4872SHFFG	42	24
(*)4884SHFFG	49	24
(*)4896SHFFG	55	24
(*)48108SHFFG	61	24
(*)48120SHFFG	67	24
(*)6048SHFFG	55	30
(*)6060SHFFG	65	30
(*)6072SHFFG	74	30
(*)6084SHFFG	84	30
(*)6096SHFFG	94	30
(*)60108SHFFG	104	30
(*)60120SHFFG	114	30
(*)60132SHFFG	123	30
(*)60144SHFFG	133	30
(*)60156SHFFG	143	30
(*)60168SHFFG	153	30



R 4/7/16